



SPECIFICATION

AZULE CEMENTTILES

Azule cement tiles are made entirely by hand using traditional methods. It is a unique and authentic product and therefore requires a special treatment with regards to placement and maintenance in comparison to other types of tiles. The cement tiles are produced without heat and only use environmentally friendly and durable materials.

Slight deviations in the colour, form and pattern are inherent in the production of these tiles as they are all handmade. These deviations are considered normal and it is exactly these variations which give the tiles their unique characteristics.

Applicability	indoor and outdoor, wall and floor
Technique	press under high pressure
Pattern	copper mould pattern, minimum thickness of individual lines is 2.5 mm
Materials	marble powder, crushed gravel, pigment, cement, water
Dimensions	ranging from 30x30x3 cm to 5x5x1.6 cm. standard size 20x20x1.6 cm (deviation ← 0,5mm)
Thickness	1,6 cm (deviation ← 3mm)
Top layer thickness	3 - 5 mm
Weight	1,3kg a piece (20x20 cm)
Angular deviation	max. ← 2°
Wear measuring	quantity as marble or better (grade II/III)
Quantity	
Friction coefficient	R10-R11 Inspection Nr: 214-1404-1.1 (Switzerland). Report available on request.
Breakage	minimum 1200N

Colour fastness**Treatment**

colour fast when used inside. Fading can occur outside
cement tiles need to be impregnated with an impregnating agent

Environment

green product. No fuels consumed during the production process

Frost resistance

when properly impregnated with Azule Colour intensifier the tiles
are frost resistant

Careful with**Maintenance**

acids, lime removers, chlorine, vinegar, and excess fats
acid-free agent, green soap, Azule tiles soap

Storage

dry and frost free

Standard packaging

12 pieces per box Tiles

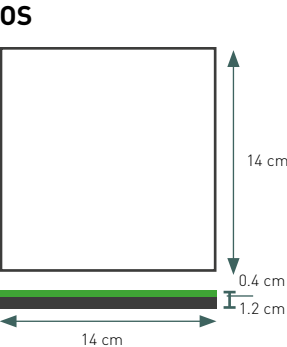
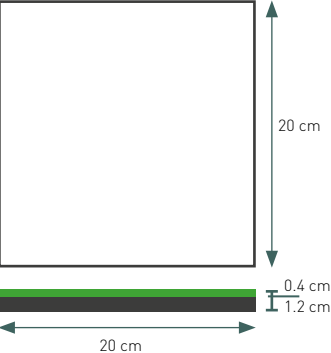
Always use Azule impregnating- and cleaning agents to maintain the cement tiles and protect them against dirt, moisture, and weathering. The placement and treatment instructions can be found on our website.



DIMENSIONS 1:10

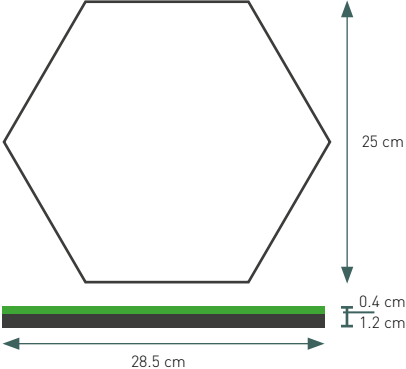
 color layer
cement layer

Standard shapes:

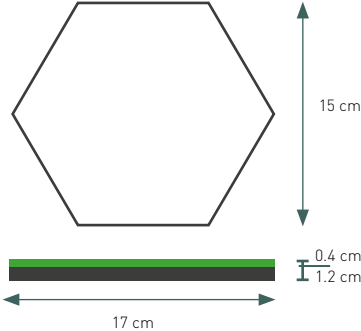
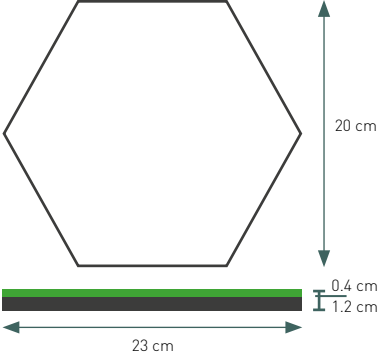


Specialshapes:

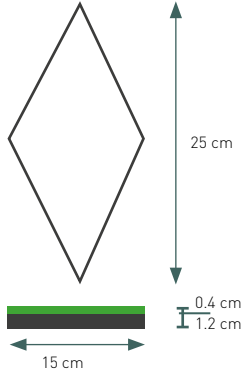
Barcelona



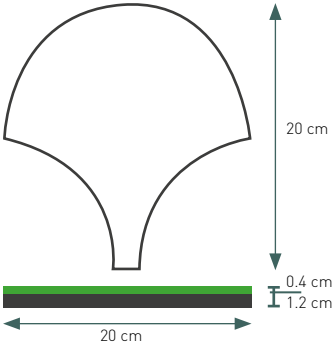
Hexagone



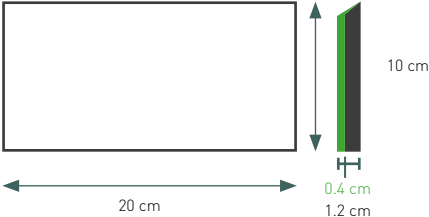
Diamond



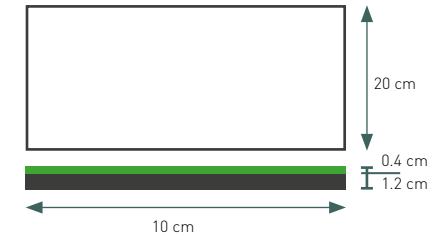
Fishscale



Plint



Universele border



Universele corner

