



INSPIRATION GUIDE

MOROCCAN BEJMAT

Bejmat Gris Rose




MADE WITH LOVE

The Bejmat comes from Fez, the tile city in Morocco. Each tile is authentically formed from clay, dried in the sun, glazed by hand, baked in an olive-kernel oven and cut to the right shape.

A labour-intensive job, which can only be done by the real craftsman. As there are 90 tiles in 1 m² you can imagine that this process takes a while.

GLAZE

CLAY





HANDMADE AND FULL OF CHARACTER


The olive pit oven creates different colour shades in the Bejmat. The closer the fire, the darker the glaze colours. This results in different colour shades in one batch, which makes the Bejmat so characteristic. Also, no Bejmat is the same size, the handmade element makes each tile unique!



Bejmat Vert Foncee



FOR THE FLOOR AND THE WALL

The Bejmat, translated "little brick", is the tile preferred for the floor. Known in Morocco, where streets are filled with the herringbone pattern. Usually coloured with the popular green colour.




MIX AND MATCH

Classic, colourful and contemporary.
In any room, on the floor or on the wall. The
Bejmat provides ambience and warmth.
Which colour will you go for?



1. Bejmat Vert Clair
2. Bejmat Vert Foncee
3. Bejmat Atlas Petrol
4. Bejmat Vert Mousse
5. Bejmat Blanc





OUTDOOR

A terrace, table or just your whole patio!
Away with those boring stones, a Bejmat
provides a real eye catcher!



1. Bejmat Vert Foncee
2. Bejmat Vert Foncee
3. Bejmat Anthracite
4. Bejmat Gris Rose
5. Bejmat Atlas Petrol

KITCHENLOVE

On the floor, as a bar, a table top or as a complete wall. With Bejmat, you have endless possibilities.

1. Bejmat Vert Clair
2. Bejmat Blanc
3. Bejmat Vert Foncee
4. Bejmat Vert Foncee
5. Bejmat Gris Rose





YOUR OWN SPA EXPERIENCE

Bathing in Mediterranean
ambience or hotel chic with a
retro edge. Which style will
you go for?

1. Bejmat Atlas Petrol en
Bejmat Blanc
2. Bejmat Rose Rouge
3. Bejmat Turquoise
4. Bejmat Jean
5. Bejmat Bleu Ciel



PROJECTS TO REMEMBER...







Bejmat Atlas Petrol



Bejmat Blanc




Bejmat Bleu Ciel



Bejmat Bleu Foncee



Bejmat Bleu Lumiere



Bejmat Bleu Marine



Bejmat Bordeaux Rouge



Bejmat Charcoal



Bejmat Ecu



Bejmat Gris Rose



Bejmat Citron



Bejmat Jean



Bejmat Naturel



Bejmat Neige Blanc



Bejmat Noir



Bejmat Pastel Rose



Bejmat Rose Doux



Bejmat Rose Rouge



Bejmat Rose Vieux



Bejmat Rouge Sang



Bejmat Turquoise




Bejmat Vert Clair



Bejmat Vert Foncee




Bejmat Vert Gris



Bejmat Vert Mousse




Bejmat Vert Turquoise



TILEVALHALLA DESIGNTEGELS.NL

We are Designtegels.nl and we are in love with beautiful tiles. Handmade, colourful, special and that nobody else has. That are the ones we like! Designtegels.nl is also called the tile-candy shop of the Netherlands and we are proud of it!

Are you coming to see it for yourself? Our showrooms are big, with stylish rooms and cute nooks to make your own moodboards and get inspired!



DESIGNTEGELS BREDA EN UTRECHT

Showroom + warehouse Breda
Spinveld 66A5, 4815 HT Breda

Showroom Utrecht
Californiedreef 36, 3565 BM Utrecht

info@designtegels.nl | +31 (0)85-3001111
www.designtegels.nl






TIP 1: ROOMVO TEGELVIEWER

Take a picture of your floor and choose a tile in our tile viewer.

This will give you a good idea of how the tile fits into your space.

www.roomvo.com/designtegels



TIP 2: ORDER A SAMPLE

Through our website, you can simply order a sample of a tile. You can have it delivered to your home or pick it up in one of our showrooms. Match it with the rest of your colour palette or lay it on the floor in the room where you want to place it to make sure it is the right choice.